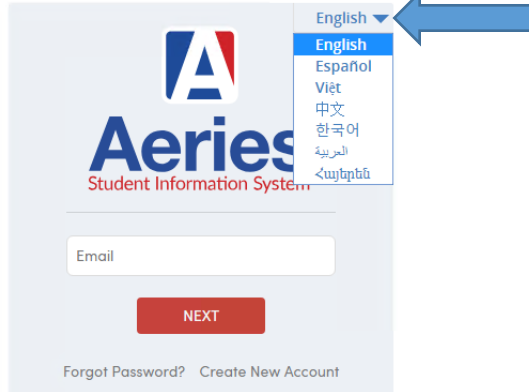


Registering for an account

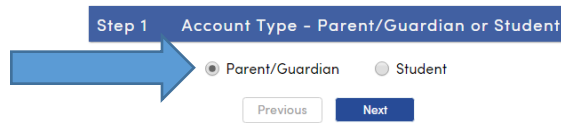
Go to: <https://aeries.twiniversusd.org/parent>

Click on the **Create New Account** link. This will take the parent or student through the Registration Process. Note: Multiple languages are supported within the portal. Parents can select their desired language as part of the account creation process and will be presented with translated text throughout the process.

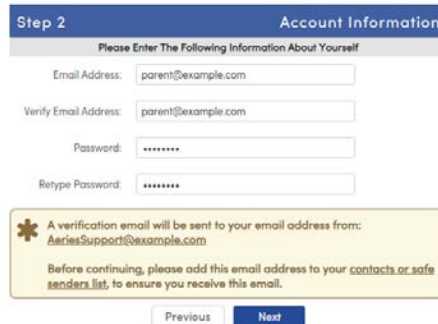
Eagle Unified School District



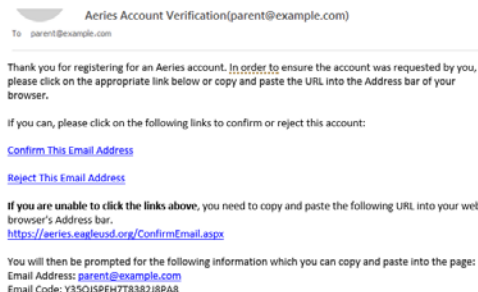
During this process, you will be asked for your Account Type, Parent or Student. Click on Parent/Guardian.



Next you will be prompted for an email address and a password to use for your new account.



After that step, an email will be sent to that email address and the registration process will be halted until you go to their email inbox and click on the **Confirm This Email Address** link in the email that was sent.



If the you are unable to click on the links in the e-mail, you can manually go to the URL specified and manually Accept or Reject the account. Note: The “Email code” should not be confused with the attached verification code. The E-mail code is only used as part of the one-time activation process.

Step 3 Email Verification

Please enter your email address and copy and paste the Email Code from the confirmation email into the fields below:

Email Address:

Email Code:

If you click the Confirm link in the email, the following page will be displayed and you can continue with the registration process.

Final Step Login to Aeries

Thank you for confirming your email address. You may now login to Aeries and link your account to a student.

[Return to Login Page](#)

Next click on **Return to Login Page** and Sign In with the email address and password specified previously. The registration process will continue with the parent entering in the ID Number, Telephone, and verification for the student you wish to gain access to (**Review the label attached for this info**). If those 3 pieces of information are verified against a student record in our database, this account will be associated with that student.

Step 1 Student Verification

Please Enter The Following Information About Your Student

Student Permanent ID Number:

Student Home Telephone Number:

Verification Code:

After you log in the home page will display, and you can update your students information if needed.

2017-2018 Screaming Eagle High School parent@coeries.com

Home Communications Student Info Attendance Grades Medical

You have not yet completed the Student Data Confirmation Process. [Click Here](#) to confirm the information about your student.

Welcome to the Aeries Portal for Allan Abbott

New Aeries Tour

Aeries has a fresh new look!
Our UX / UI team has been working to bring beauty and enhanced usability to our platform. Take a tour of what's new in the updated Aeries user interface!
[Tour the New Student Profile Page](#)

Aeries Communications

Class Summary

Per	Course	Teacher	Room	Gradebook	Mark	Trend	Missing Assignment	Post 5 Days T W T F M	Website	Access Code	Last Updated
1		Acosta		IB4eAn2/HECiv - Fall			0	- A - - -			Aug 14
1		Acosta		NEW - Fall	(0.0%)		0	- A - - -			Jan 01
2		Stocdon		IB Eng HL2 -1 - Year	A- (9.31)		0	- - - - -			Apr 10